






<p style="text-align: center;"><b>Activity 1 (English)</b></p> <p><i>Contractions:</i></p> <p><i>Can you write the following words as contractions?</i></p> <p>do not =</p> <p>will not =</p> <p>should not =</p> <p>could not =</p> <p>shall not =</p> <p><i>Can you write the following contractions as words?</i></p> <p>They're =</p> <p>She'll =</p> <p>let's =</p> <p>didn't =</p> <p><i>Now write 4 sentences using a contraction.</i></p>	<p style="text-align: center;"><b>Activity 2 (Maths)</b></p> <p><i>In class, we have been learning about Roman Numerals. Can you answer the following questions?</i></p> <p><i>Write the following numbers in Roman Numerals:</i></p> <p>1. 23</p> <p>2. 56</p> <p>3. 92</p> <p>4. 155</p> <p>5. 231</p> <p><i>What are the following Roman Numerals in digits?</i></p> <p>XXI =</p> <p>I =</p> <p>XLII =</p> <p>VI =</p> <p>VII =</p> <p>XXXIV =</p> <p>X =</p>
<p style="text-align: center;"><b>Activity 3 (Captivating Curriculum)</b></p> <p><i>In Art, we have been learning about Symbolism with a focus on Edvard Munch as our artist.</i></p> <p><i>Can you carry out some research about another Symbolist artist of your choice and consider the following questions:</i></p> <ul style="list-style-type: none"> <li>• What is their technique?</li> <li>• What does their art represent?</li> <li>• What is their most famous piece of art?</li> <li>• Who inspired your Symbolist artist?</li> </ul> <p><i>Now, can you have a go at re-creating a painting created by your chosen artist. This can be using colouring pencils or paint.</i></p> 	<p style="text-align: center;"><b>Helpful Hints</b></p> <p><b><u>English:</u></b></p> <ul style="list-style-type: none"> <li>• Contractions are a unique type of word that combines two or more other words in a shortened form, usually with an apostrophe</li> </ul> <p><b><u>Maths:</u></b></p> <ul style="list-style-type: none"> <li>• I = 1</li> <li>• V = 5</li> <li>• X = 10</li> <li>• L = 50</li> <li>• C = 100</li> <li>• You can only have 3 of the same symbols in a row in any one number</li> </ul> <p><b><u>Captivating Curriculum:</u></b></p> <ul style="list-style-type: none"> <li>• Use google to help you find the information</li> <li>• Remember primary and secondary sources of information—don't always believe what you read</li> </ul>

<p style="text-align: center;"><b>Activity 1 (English)</b></p> <p><i>The following sentences have been written without speech marks. Can you <u>re-write</u> the sentences to include the correct speech?</i></p> <p>Please can I use your ruler? asked James.</p> <p>Stop doing that! shouted Uncle Mark.</p> <p>Yes, you're right, said Melissa.</p> <p>Frankie questioned, What is for dinner tonight?</p> <p>Sophie asked, What am I doing here?</p>	<p style="text-align: center;"><b>Activity 2 (Maths)</b></p> <p><i>Can you write the following numbers in words and in numbers?</i></p> <p><i>Write the following numbers in words:</i></p> <ol style="list-style-type: none"> <li>17</li> <li>26</li> <li>89</li> <li>120</li> <li>243</li> </ol>  <p><i>Can you write the following words in digits?</i></p> <ol style="list-style-type: none"> <li>eighteen</li> <li>seventy two</li> <li>one hundred and sixty</li> <li>four hundred and ninety five</li> </ol>
<p style="text-align: center;"><b>Activity 3 (Captivating Curriculum)</b></p> <p><i>In Art, we have been learning about Symbolism with a focus on Edvard Munch as our artist.</i></p> <ol style="list-style-type: none"> <li>Choose a different Symbolist artists and look at their art work. You can carry out some research on your artist before if you would like.</li> <li>Now, can you have a go at re-creating a painting created by your chosen artist. This can be using colouring pencils or paint.</li> </ol> <div style="display: flex; justify-content: space-around;">   </div>	<p style="text-align: center;"><b>Helpful Hints</b></p> <p><u><b>English:</b></u></p> <ul style="list-style-type: none"> <li>Speech marks only indicate what is being said, not who said it.</li> <li>Speech marks look like this “ ”</li> <li>5 finger rule</li> </ul>  <p><u><b>Maths:</b></u></p> <ul style="list-style-type: none"> <li>You can use a word mat to help you</li> <li>Say the words/number out loud first</li> </ul> <p><u><b>Captivating Curriculum:</b></u></p> <ul style="list-style-type: none"> <li>Use google to help you find the information</li> <li>Remember primary and secondary sources of information—don't always believe what you read</li> </ul>