

### Activity 1 (English)

This week, in spelling, we have been doing **endings that sound like /ʃən/ spelt 'sion'**. Can you spell the following words correctly using the 'sion' ending?

**Task 1:**

divide \_\_\_\_\_

collide \_\_\_\_\_

explode \_\_\_\_\_

intrude \_\_\_\_\_

extend \_\_\_\_\_

conclude \_\_\_\_\_.




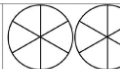
**Task 2:**

Choose two words and write them in a sentence.

### Activity 2 (Maths)

**Task 1:** Could you please spend 15 minutes practising your times tables (however that may be).

**Task 2:** In maths this week, we have been looking at adding and subtracting fractions. Can you answer the following questions?

	FRACTION	INSTRUCTIONS	FRACTION SENTENCE
1)		Shade $\frac{1}{5}$ . Shade $\frac{2}{5}$ more. What fraction is shaded now?	$\frac{4}{5} + \frac{2}{5} = \frac{\quad}{5}$
2)		Shade $\frac{1}{4}$ . Shade $\frac{2}{4}$ more. What fraction is shaded now?	$\frac{\quad}{4} + \frac{\quad}{4} = \frac{\quad}{4}$
3)		Shade $\frac{1}{8}$ . Shade $\frac{1}{8}$ more. What fraction is shaded now?	$\frac{\quad}{8} + \frac{\quad}{8} = \frac{\quad}{8}$
4)		Shade $\frac{1}{6}$ . Shade $\frac{1}{6}$ more. What fraction is shaded now?	$\frac{\quad}{6} + \frac{\quad}{6} = \frac{\quad}{6}$

$$\frac{6}{7} - \frac{2}{7} =$$

$$\frac{8}{11} - \frac{6}{11} =$$


$$\frac{2}{4} - \frac{1}{4} =$$

### Activity 3 (Captivating Curriculum)

Create a poster about **YOU!**

- Tell me what about yourself
- Tell me who you live with
- Tell me what you enjoy
- Tell me what you dislike
- What is your favourite food?
- Do you have a hobby?
- What do you like most about school?
- What do you dislike about school?

Can you draw a portrait of yourself?



### Helpful Hints

**English:**

- think about what we talked about during spelling lessons
- remember the rule you have learnt in spelling lessons
- make sure you use the correct context in your sentence

**Maths:**

- you can do Soundcheck to practise your times tables or use your booklet
- think about what we've been doing in class
- remember the rule you have been taught in school

**Captivating Curriculum:**

- you can use PowerPoint
- you can use paper
- make it colourful
- make it stand out!

### Activity 1 (English)

**Task 1:** Can you highlight all the capital letters and full stops?

Megan went to the shop on Saturday.  
 Tomorrow, Michael is going to play a game.  
 The artwork in Southampton Art Gallery was amazing.

**Task 2:** Highlight all the sentences that are questions.

What colour is your hair?  
 I am feeling angry today.  
 Next year, are you going to be in Year 5?  
 Stop doing that!

**Task 3:**

Write your own sentences using a capital letter and a full stop and then write a sentence using a capital letter and a question mark.

### Activity 2 (Maths)

**Task 1:** Could you please spend 15 minutes practising your times tables (however that may be).

**Task 2:** In maths this week, we have been looking at subtracting fractions. Can you answer the following questions?


<p>Example:</p> $\frac{8}{8} - \frac{3}{8} = \frac{5}{8}$	$\frac{8}{8} - \frac{\square}{8} = \frac{4}{8}$
$\frac{8}{8} - \frac{6}{8} = \frac{\square}{8}$	$\frac{8}{8} - \frac{\square}{8} = \frac{1}{8}$
$\frac{8}{8} - \frac{\square}{8} = \frac{3}{8}$	$\frac{8}{8} - \frac{2}{8} = \frac{\square}{8}$

### Activity 3 (Captivating Curriculum)

Create a poster about **YOU!**

- Tell me what about yourself
- Tell me who you live with
- Tell me what you enjoy
- Tell me what you dislike
- What is your favourite food?
- Do you have a hobby?
- What do you like most about school?
- What do you dislike about school?

Can you draw a portrait of yourself?



### Helpful Hints

**English:**

- a capital letter will always come at the start of a sentence
- a full stop will come at the end of a sentence
- a question is when you are asking someone something

**Maths:**

- you can do Soundcheck to practise your times tables or use your booklet
- think about what we've been doing in class
- remember the rule you have been taught in school

**Captivating Curriculum:**

- you can use PowerPoint
- you can use paper
- make it colourful
- make it stand out!