


<p style="text-align: center;">Activity 1 (English)</p> <p><i>Spelling Focus: Practice writing the following words in your books three times and then write a sentence containing that word.</i></p> <p>who</p> <p>beautiful</p> <p>either</p> <p>other</p> <p>which</p> <p>spotting</p> <p>wherever</p> <p>finally</p> <p>special</p> <p>because</p>	<p style="text-align: center;">Activity 2 (Maths)</p> <p><i>In class, we have been adding & subtracting 1s, 10s, 100s and 1,000s. We've also been doing the column method for addition and subtraction. Could you solve the following calculations?</i></p> <p>1. $3,617 + 100 =$</p> <p>2. $9,888 - 2,000 =$</p> <p>3. $5,719 + 70 =$</p> <p>4. $6,718 - 400 =$</p> <p><u>Involving no exchange:</u></p> <p>1. $2,526 + 2,172 =$</p> <p>2. $9,718 - 1,204 =$</p> <p>3. $6,981 + 2,017 =$</p> <p>4. $8,679 - 3,411 =$</p> <p><i>To check your answers, complete the inverse (opposite)</i></p>
<p style="text-align: center;">Activity 3 (Captivating Curriculum)</p> <p><i>In History, we will start learning about the Anglo-Saxons. Can you carry out some research about the Anglo-Saxons and create an information poster about them?</i></p> <p>You may wish to consider the following:</p> <ul style="list-style-type: none"> • <i>When did they come to Britain?</i> • <i>Who was the British King at the time?</i> • <i>What did they wear?</i> • <i>What weapons did they use?</i> • <i>What areas of Britain could they be found in?</i> 	<p style="text-align: center;">Helpful Hints</p> <p><u>English:</u></p> <ul style="list-style-type: none"> • Think look, cover, write, check • Remember the punctuation in your sentences <p><u>Maths:</u></p> <ul style="list-style-type: none"> • Consider your part-whole models to help you solve your calculation • the opposite of subtract is add • remember the rule about the same three numbers • Think about the difference (of exchange) when subtracting and adding <p><u>Captivating Curriculum:</u></p> <ul style="list-style-type: none"> • Use google to help you find the information • Remember primary and secondary sources of information—don't always believe what you read • Make your poster as creative as you wish!

Activity 1 (English)

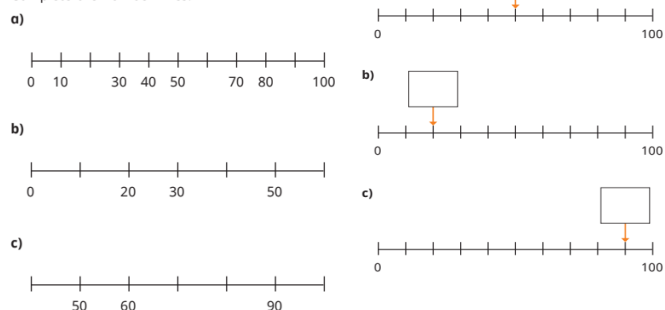
*Spelling Focus: Practice writing the following words in your books **three times** and then write a sentence containing that word.*

who
what
when
where
which
why
because
they
them
then

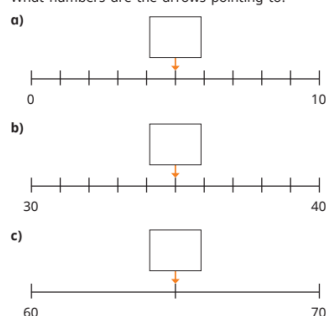
Activity 2 (Maths)

Can you estimate where the numbers go on the number line?
Remember, estimate means to have an educated guess!

Complete the number lines.



What numbers are the arrows pointing to?



Activity 3 (Captivating Curriculum)

In History, we have been learning about the Anglo-Saxons. Can you carry out some research about the Anglo-Saxons and create an information poster about them?

You may wish to consider the following:

- When did they come to Britain?
- Who was the British King at the time?
- What did they wear?
- What weapons did they use?
- What areas of Britain could they be found in?



Helpful Hints

English:

- Think look, cover, write, check
- Remember the punctuation in your sentences

Maths:

- Consider your increments
- Count up to help you
- Look at your start and end point

Captivating Curriculum:

- Use google to help you find the information
- Remember primary and secondary sources of information—don't always believe what you read
- Make your poster as creative as you wish!