

### Activity 1 (English)

In English next week, we are going to be writing diary entries from the perspective of Varjak. For your homework this week, can you write a **diary entry about your weekend?**

It doesn't have to be a long entry - just remember to use the English skills you have been taught:

- fronted adverbials
- emotive language
- adjectives
- adverbs



### Activity 2 (Maths)

In class, we have been sharing through division. Can you answer the following questions? **Use resources if you can as this will really help.** If you have grapes, strawberries or oranges and people, that would be great!

1. I have 6 grapes and I share them between 2 people. How many grapes do they each get?
2. I have 4 oranges and I share them between 2 people. How many oranges do they each get?
3. I have 10 strawberries and I share them between 5 people. How many strawberries do they each get?

### Activity 3 (Captivating Curriculum)

*In Computing this week, we have been looking at editing and changing images. Can you write what editing tool has been used for each of these pictures?*



\_\_\_\_\_



\_\_\_\_\_



\_\_\_\_\_

If you have access to a computer, can you have a go at playing around using these skills with some images?

### Helpful Hints

#### English:




- fronted adverbials of time, manner and place
- emotive language (show how you were feeling)
- adjectives = describing words
- adverbs = describing a verb

#### Maths:

- think about sharing out into unitised counters
- use your multiplication to help you
- draw representations if you need to

#### Captivating Curriculum:

- crop
- zoom
- filter
- rotate
- blur

<p style="text-align: center;"><b>Activity 1 (English)</b></p> <p>Can you use an adjective to write in the blanks to describe the noun?</p> <ol style="list-style-type: none"> <li>I have a _____ scarf.</li> <li>My friend has _____ hair.</li> <li>I really enjoyed reading my _____ book.</li> <li>Yesterday, I went for a _____ walk.</li> <li>Rebecca is a _____ girl.</li> <li>That picture is _____.</li> </ol> <p><b>Can you come up with your own sentence?</b></p>	<p style="text-align: center;"><b>Activity 2 (Maths)</b></p> <p>In class, we have been sharing through division. Can you answer the following questions? <b><u>Use resources if you can as this will really help.</u></b> If you have grapes, strawberries or oranges and people, that would be great!</p> <ol style="list-style-type: none"> <li>I have 6 grapes and I share them between 2 people. How many grapes do they each get?</li> <li>I have 4 oranges and I share them between 2 people. How many oranges do they each get?</li> <li>I have 10 strawberries and I share them between 5 people. How many strawberries do they each get?</li> </ol>
<p style="text-align: center;"><b>Activity 3 (Captivating Curriculum)</b></p> <p><i>In Computing this week, we have been looking at editing and changing images. Can you write what editing tool has been used for each of these pictures?</i></p> <div style="display: flex; align-items: center; margin-bottom: 10px;">  <div style="margin-left: 20px;">_____</div> </div> <div style="display: flex; align-items: center; margin-bottom: 10px;">  <div style="margin-left: 20px;">_____</div> </div> <div style="display: flex; align-items: center;">  <div style="margin-left: 20px;">_____</div> </div> <p><b>If you have access to a computer, can you have a go at playing around using these skills with some images?</b></p>	<p style="text-align: center;"><b>Helpful Hints</b></p> <p><b><u>English:</u></b></p> <ul style="list-style-type: none"> <li>adjectives = describing words</li> </ul> <p><b><u>Maths:</u></b></p> <ul style="list-style-type: none"> <li>think about your total amount to start with</li> <li>think about the people you are sharing them between (your groups)</li> <li>share the total out between those groups, how many do you have in each group?</li> </ul> <p><b><u>Captivating Curriculum:</u></b></p> <ul style="list-style-type: none"> <li>crop</li> <li>zoom</li> <li>filter</li> <li>rotate</li> <li>blur</li> </ul>