

St Denys Primary School



**Rainbow
Home Learning
Week Beginning 15th June**

**Creativity, Choice,
Challenge
Achievement for All**

Dear Rainbow Class,

Here is your “Home Learning booklet” 12/06/20

Reception class has now opened their doors to our new Rainbow Bubbles. This means that the home learning will also be carried out in the Bubbles.

So the learning suggestions in the booklets will also be used at school. This way whether you are in a bubble or at home, you will be able to access all the learning.

We are excited to be able to welcome you all back but also fully understand if you feel that you are not ready yet for the new Rainbow Bubble Experience :)

We are expecting you to keep sharing your learning, through Class Dojo and we can't wait to share the portfolios with you all again!

Have fun!

From the Rainbow team

PS: if there are any questions or you want to show us your work then you can find us on Class Dojo!

Phonics

Every day activities

- Read for at least 10 minutes every day. Practise blending sounds and talking about what is happening in the book.
- Practise phonics phase 2/3 sounds , Tricky words and read sentences.

Focus activities

<p>Go over the letter sounds on your sound mat and see if you know all the actions.</p> <p>Can you make words putting some letter sounds together.</p> <p>ch-o-p sh-i-p b-oo-k l-igh-t</p>	<p>Go over the High F words.</p> <p>Start with Phase 2 and phase 3 if that is easy have a go at Phase 4.</p> <p>(on school-closure-page-rainbow)</p>
<p>Interactive Phonics games</p> <p>Go to Phonicsplay.com Login: march20 Passw: home Choose your own Phase 2 / 3 / 4</p>	<p>Look at lots of different types of books and share/talk about what you spotted in the books.</p> <p>(information books/ picture books, Phonics books)</p>
<p>“ I spy with my little eye”</p> <p>Choose an I spy sheet and make a list of the things you can see. Use your phonics sounds to write them out.</p>	<p>Practise blending by reading the phase 2/3 power points.</p> <p>(on school-closure-page-rainbow)</p>

English

Every day activities

- Practise writing a sentence, thinking about the sentence structure.
(capital letter, finger spaces, full stop)
- Practise the cursive handwriting by going over the letter sheet.

Focus activities

<p>Choose one of the farm animals and make an information booklet.</p> <p>How do you look after it? What are its special features? What job does it do on the farm? What/how about their babies.....</p>	<p>“A farmer's life for me”</p> <p>Do some of the sentence writing suggestions that are on the class page about “Oscar and the frog”.</p>
<p>“A farmer's life for me”</p> <p>Draw a farm and all the different things that can be on a farm. Then label the picture.</p>	<p>“Sentence Doctor”</p> <p>Look at the poorly written sentence and make it better!</p> <p>Are the full stop, capital letters and finger spaces in the right place?</p>
<p>Write a list of things you: love to do, to eat, to play, to make or write your own timetable of the day.</p>	<p>Write silly sentences!</p> <p>The Farmer fell in the pond</p>

Maths

Every day activities

- Practise making all the different ways of a number, using a part-part-whole template. (see sheet attached)
- Practise number bonds up to 10.
(1+9, 2+8, 3+7, 4+6, 5+5, 6+4, 7+3, 8+2, 9+1)
- Practise counting in 2's 5's and 10's.

Focus activities

<p>Number sentence Challenge</p> <p>Have a go at the challenge sheet, you can just do 10 sums at a time or like the sheets suggest, time yourself.</p>	<p>Numberbonds to 10/20</p> <p>Practise all the different ways to make 10 / 20. See if you can remember them 2 and 8 are 10!</p>
<p>Create a shape picture. Look for small objects in your house that are 2d shapes – eg circles, squares etc.</p> <p>Use these to draw around to create your very own shape picture.</p>	<p>Go to the Cbeebies website and watch the next Numberblocks episode.</p> <p>Press the pause button and see what can you spot?</p> <p>(Lots of different maths activities on Cbeebies)</p>
<p>Practise using a 10 frame</p> <p>Look at the numbers from 0 to 20 and put them in ten frames. What does the number look like?</p>	<p>2d / 3d shape corner</p> <p>Can you make a shape corner in your house? What type of shapes can you find?</p>

Other ideas

<p>Creepy crawlies fact file</p> <p>Make your own Creepy Crawly information book.</p> <p>You can draw what you spotted in your booklet and write some facts.</p>	<p>Creepy crawlies Hunt</p> <p>Have a go at finding / spotting bugs when you go outside. You can take photos or write a list of how many you saw.</p>
<p>Build a Farm</p> <p>Can you create the Farm from the story “what the ladybird heard” with all the different animals.</p> <p>You can craft it/ draw it/ build it....</p>	<p>Create a landscape</p> <p>Using natural objects from your garden or craft materials.</p> <p>(forest, mountains, dessert, meadow, cliffs, magical land..)</p>
<p>Mr Fielder’s challenge</p> <p>Can you make your own obstacle course in your front room or garden? Try and put at least 3 physical challenges in it.</p>	<p>Set up a treasure hunt.</p> <p>Hide something in your house and write out a treasure hunt, with arrows, cards with clues or draw a map to follow.....</p>
<p>Play board games or make puzzles!</p> <p>Children can practise counting, number recognition, moving forward, backwards, taking turns</p>	

Phonics:

Phase 3 sounds

Write a list of all the things you can spy.

I Spy With My Little Eye



Make sure you use your sound mat.

It will help you write out the words.

Phonics: Phase 3 sounds

Please remember to go over the Phase 3/4/5 tricky words

and keep practicing your sounds! (see schoolwebsite/schoolclosure/rainbow)

Phase 3 High Frequency Word Mat

will	with	my	we
that	for	see	you
then	he	too	her
now	them	was	be
she	down	all	they
this	me	look	are

Phase 4 High Frequency Word Mat

went	just	like	some
from	help	one	come
children	said	have	there
little	were	do	what
it's	out	when	so

Phase 5 High Frequency Word Mat

Mr	Mrs	called	could
looked	don't	old	about
made	asked	I'm	house
your	very	by	time
came	make	their	day
saw	put	oh	people
			here



Poorly sentences from the story “A farmer’s life for me”

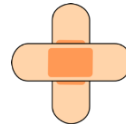
The Sentence doctor



Full stop

Words

Finger spaces



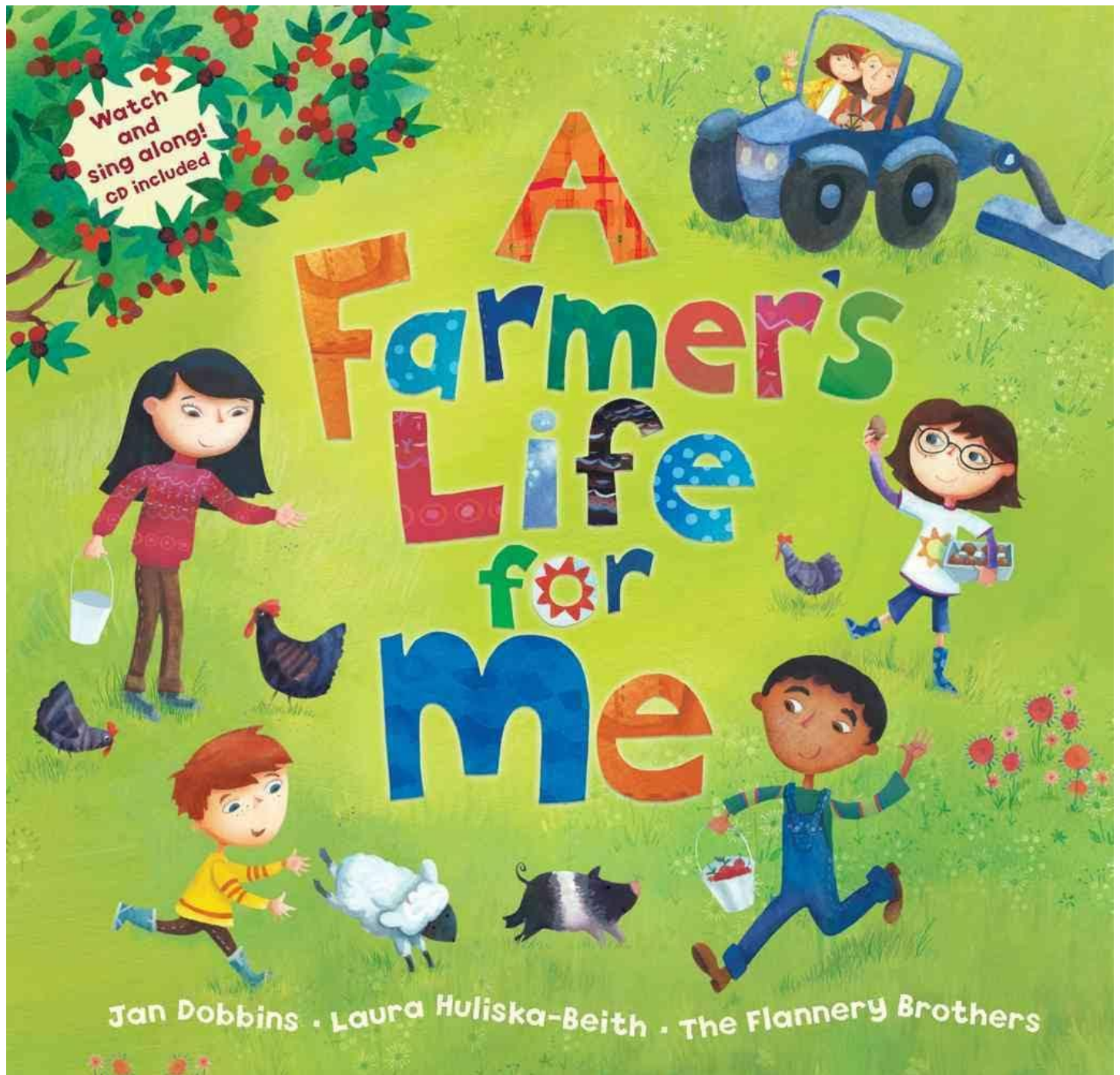
Capital letters Aa Bb Cc

1. life . A farmer’s forme
2. the for It’s time milking.
3. How ? manybucketsarethere
4. up to We go . the henhouse
5. willeggs How many we find?

Have fun making the sentence better!

English: “A farmer’s life for me” sentence writing.


Please listen to the story <https://www.youtube.com/watch?v=Sr1sQ7kGYIY>



What is the story/sing a long about?

Can you draw your favourite part of the story and label it?


English: “A farmer’s life for me” sentence writing.



Please listen to the story <https://www.youtube.com/watch?v=Sr1sQ7kGYIY>

Write a list of all the different jobs they do in the story on the farm. Here are some examples:

1.milking the cows




2. cutting the hay





3.

English: “A farmer’s life for me” sentence writing.



Please listen to the story <https://www.youtube.com/watch?v=Sr1sQ7kGYIY>


Can you write a list of all the different types of animals they have on their Farm?



.... ect

After you made your list, you could draw a picture of the animals.

English: “A farmer’s life for me” sentence writing.



If you were a Farmer what type of things would you like to do on your farm?

What type of animals would you have on your farm?

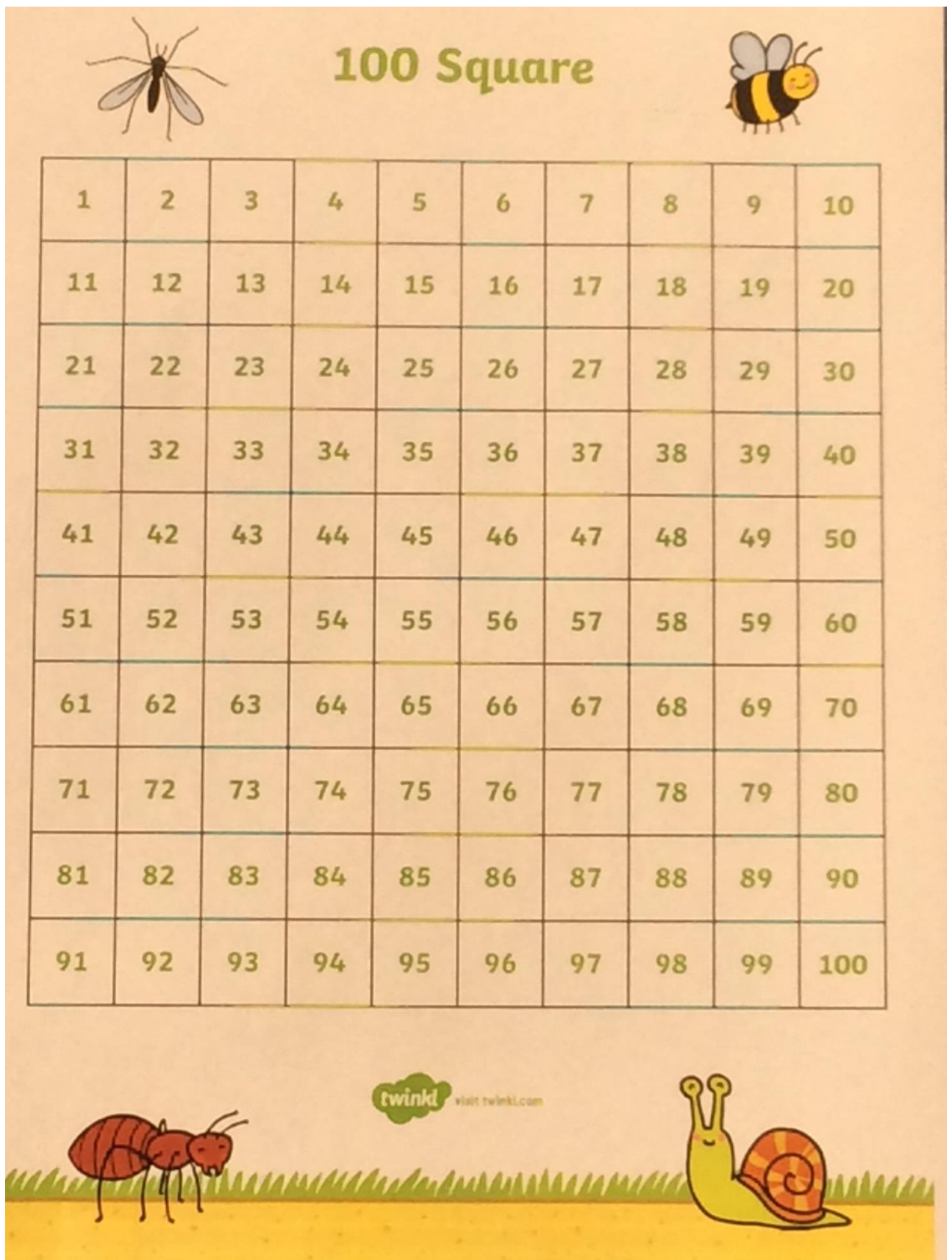
What would your farm look like?

Can you draw a map of your farm?

Have a go at writing an information page about your Farm.

Maths:

100 square number sentences



The image shows a 10x10 grid of numbers from 1 to 100. The grid is titled "100 Square" in green. Above the grid are illustrations of a fly and a bee. Below the grid are illustrations of an ant and a snail. The Twinkl logo and website address are also present.

1	2	3	4	5	6	7	8	9	10
11	12	13	14	15	16	17	18	19	20
21	22	23	24	25	26	27	28	29	30
31	32	33	34	35	36	37	38	39	40
41	42	43	44	45	46	47	48	49	50
51	52	53	54	55	56	57	58	59	60
61	62	63	64	65	66	67	68	69	70
71	72	73	74	75	76	77	78	79	80
81	82	83	84	85	86	87	88	89	90
91	92	93	94	95	96	97	98	99	100

twinkl visit [twinkl.com](https://www.twinkl.com)

Pick a number and add 0-10. What does it make?

$66+2=$ or $84+5=$ or $38+1=$

Maths: number sentences

Farmyard-Themed Addition up to 10




Write down the answers in the circles.

 +  = 

 +  = 

 +  = 

 +  = 

 +  = 

Farmyard-Themed Addition up to 10

Write down the answers in the circles.

4 +  = 

 = 7 + 

2 +  = 7

1 +  +  = 8



 = 3 + 



Maths: number sentences

Farmyard-Themed Addition up to 10

Write down the answers in the circles.

3 +  = 

2 +  = 

1 +  = 

4 +  = 




3 +  = 

Farmyard-Themed Addition up to 20

Write down the answers in the circles.

 +  = 

 +  = 



 +  = 

 +  = 


 +  = 

Farmyard-Themed Addition up to 20

Write down the answers in the circles.

8 +  = 

 = 7 + 

11 +  = 19



5 +  +  = 20



 = 5 + 

Farmyard-Themed Addition up to 20

Write down the answers in the circles.

6 +  = 

5 +  = 

9 +  = 


10 +  = 

3 +  = 

Name _____



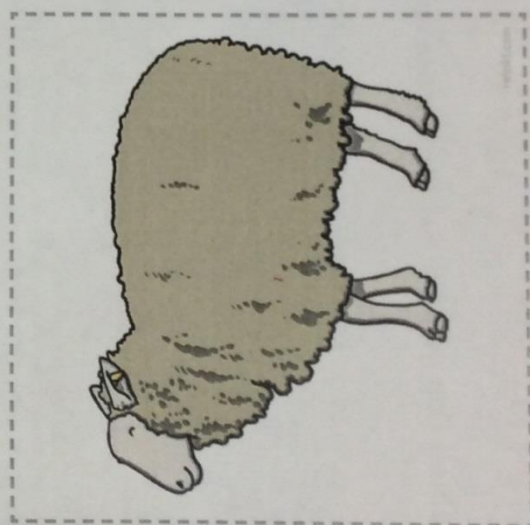
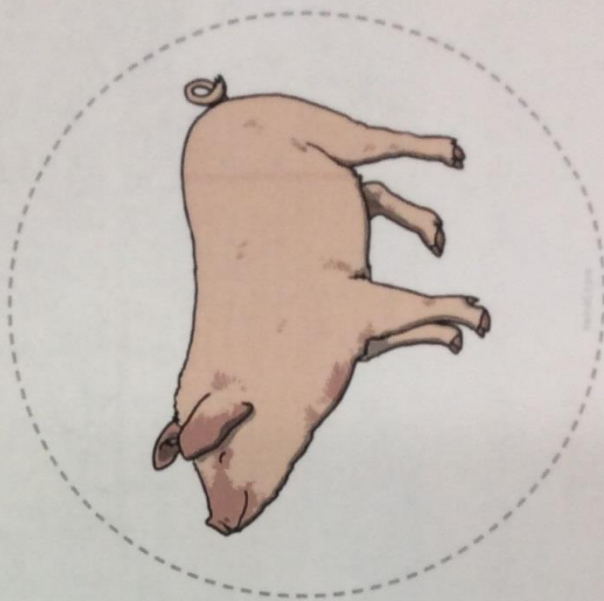
Count and Graph





Colour a box for each item that you find.

10				
9				
8				
7				
6				
5				
4				
3				
2				
1				

Can you cut out the animals and find their babies?





a b c d e f
g h i j k l
m n o p q r s
t u v w x y z