





Listen	
<ul style="list-style-type: none"> Go on a 'Sound Hunt'. What sounds can you 'collect' in 5 minutes? <i>aeroplane, birds, washing machine...</i> Play 'Simon Says' or 'Ready, Steady, GO!' is your child listening for the word Simon or go? <i>Put your hands on your head. Ready, Steady, GO!</i>  <ul style="list-style-type: none"> Play 'I spy'. Children are listening for first sound in words. Make it easier by say "<i>I spy something that goes meow</i>" 	<div data-bbox="863 215 963 280" data-label="Text">KS1</div> <div data-bbox="1222 181 1337 280" data-label="Image"> </div> <p>Hello Parents/ carers,</p> <p>Talking to our children has never been so important as they will be missing out on chatting to their friends and teachers face to face for a while.</p> <p>Here are some great tips that may sound simple, but they'll get your child listening, thinking and talking in good ways. Hopefully fun ways!</p> <p><i>Keeeeeep talking!</i></p> <p>SALSA Outreach </p> <p>Language Intervention Team</p>
Talk	Communicate
<ul style="list-style-type: none"> Name 5... think of a category and name 5 items belonging to it. <i>5 fruits, 5 farm animals, 5 items of clothing...</i>  <ul style="list-style-type: none"> Share a book. Ask child to name everything in a picture (<i>sand, sea, sandcastle, flag..</i>) Share a book. Ask child: WHO is in it? (boy, alien, cat) WHERE are they? (beach, space, farm) 	<ul style="list-style-type: none"> Have a 'pretend' chat on the phone (remote controls or hands make good toy phones). Make sure you take turns to ask and answer a question: <i>What is your favourite colour? Can you whistle? Do you like carrots?</i>  <ul style="list-style-type: none"> Play 'I went to the shop and bought' or 'I went on a picnic and packed'. Add 1 item to list each turn eg <i>apple, bread, cake...</i> Encourages good listening and taking turns (but needs a good memory!)