

St Denys Primary School



Year 2

Phonics and Numbers

**Week beginning:
6th July 2020**

**Creativity, Choice, Challenge
Achievement for All**

Spellings	Write	Write	Cover and write	Cover and write
eleven				
twelve				
thirteen				
fourteen				
fifteen				
sixteen				
seventeen				
eighteen				
nineteen				

It is oanlee seven more days until I get a fluffy little kitten as a pet.

I wonder hoo has posted some of their learning at home on Class Dojo this week.

My sister did some awesome addition
with two-digit numbers (larst) night.

The third little pig is a kighnd character that helps his brothers when they need a safe home.

Billy doesn't go farst at the skate park because he might fall and get hurt.

Sadly we don't have eny crunchy carrots left at home as my greedy pet rabbit ate them all.

Sophie had a grait time at the park on Saturday when she saw six baby ducklings in the water.

My Grandad carefully painted his back (dor)
at the weekend using shiny red paint.

I go on my bouncy trampoline (evree) day when I have finished my home learning.

Write the numbers as words and the words as numerals.
Look at the completed ones to help you get started.

84 eighty four	ninety three 93	39	ninety three	11
sixty seven	62	fifteen	23	forty six
57	thirty two	76	eighty one	45
sixty four	16	seventy three	75	fifty eight
93	twenty seven	42	ninety two	21
thirty one	54	sixty three	68	seventeen
37	forty nine	89	twenty four	12
eighty five	74	fifty six	91	seventy eight
53	ninety five	86	thirty three	25
eighteen	39	fifty two	48	seventy one

move

move

move

move

move

prove

prove

prove

prove

prove

Add the 3 single digit numbers using the emoji keyrings.

Remember to look for the pairs of numbers you know to help you.



Example

$$\begin{array}{c} \text{Sleeping face} + \text{Rainbow} + \text{Star} = \boxed{15} \\ \hline 7 \quad \quad 5 \quad \quad 3 \end{array}$$

$$\text{Smiling face} + \text{Smiling face with heart eyes} + \text{Smiling face with heart eyes} = \boxed{}$$

$$\text{Birthday cake} + \text{Birthday cake} + \text{Birthday cake} = \boxed{}$$

$$\text{Rainbow} + \text{Yellow star} + \text{Smiling face with sunglasses} = \boxed{}$$

$$\text{Lollipop} + \text{Rainbow} + \text{Smiling face with sunglasses} = \boxed{}$$

$$\text{Yellow star} + \text{Smiling face with sunglasses} + \text{Smiling face with heart eyes} = \boxed{}$$

$$\text{Pink heart} + \text{Sleeping face} + \text{Smiling face with tongue out} = \boxed{}$$



Read the story **My Big Brother JJ** and complete the questions using 'Reach for the Stars!'

I was happy. My brother JJ was happy. It was nearly half term. Then Mum rushed into the room.

"JJ! Jasmine! I need to talk to you about next week. I know it is holiday time but I have to go to work" she said. "I need to know that you can be a good girl for JJ. He will be in charge."



On Monday we had a very good day. We went to the fair in the park. I won a huge pink teddy. On Wednesday we went to the circus in a big tent. It was so lovely! We saw acrobats swinging high above our heads. On Friday JJ said "Let's do something for Mum. She has been working all week."

"Can we do a picture in the garden?" I asked.

"Let's find the paints" said JJ.

"Can we paint the shed wall?" I asked.

"Yes," said JJ. "It is a really boring colour!" JJ fetched the steps.

He said "These steps are a bit wobbly. I will paint the top bit." He climbed up and painted a basketball net and a red ball going into it. I painted some beautiful flowers and some grass.



When we finished, our painting was really bright and colourful.

Then JJ said "Hold these brushes very carefully. I will get something to clean them." I wanted to see the top of our picture so I climbed the steps. They wobbled! I dropped the brushes!



Red, white, green and yellow droplets flicked all over the sky at the top of our lovely painting! Great splashes of paint landed on my clothes.

"Mum will be furious!" I wailed. We rubbed and scrubbed as much as we could. We did not hear Mum come home. Then we saw her. I wanted to hide from her really cross face.



"Jasmine! You have got paint all over your hair" she shouted. But then she saw the painting. Her face changed. "Whatever made you think of doing that?" she said. "It is FANTASTIC and I love the sparkling fireworks at the top!" JJ grinned.

"It was Jasmine's idea to add some extra colour" he said. We all laughed.



Reach for the Stars!

Why was JJ looking after Jasmine?
Tick **one**.

Mum was going to work. ☐

Mum was going on holiday. ☐

Jasmine was ill. ☐

Jasmine was going on holiday. ☐



Draw **three** lines to show what Jasmine and JJ did on each day.

Monday

did something for Mum

Wednesday

went to the fair

Friday

went to the circus



Why did JJ agree to paint the shed wall?



Why did JJ paint the top of the shed? Tick **one**.

Jasmine didn't like painting. ☐

The steps were dangerous. ☐

He knew what to paint. ☐

Mum would like what he painted. ☐



Why did Jasmine climb the steps?



Find and **copy two** words that tell you how JJ and Jasmine tried to clean off the paint.

1. _____

2. _____



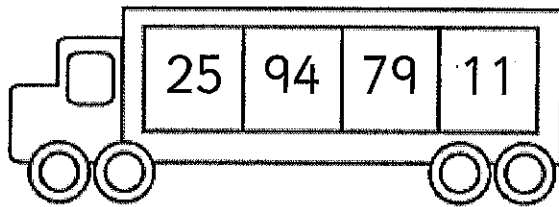
How did Mum feel when she first saw Jasmine? Why did she feel like this?



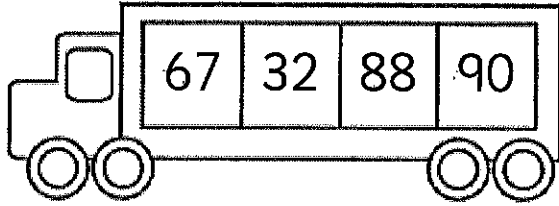
Stars

Count how many you got.

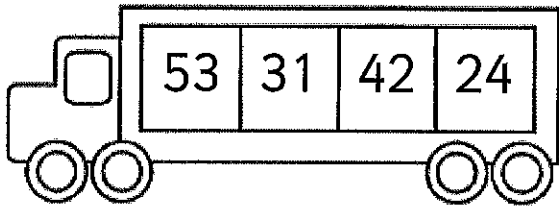
Order these numbers from the **greatest** to the **smallest**.



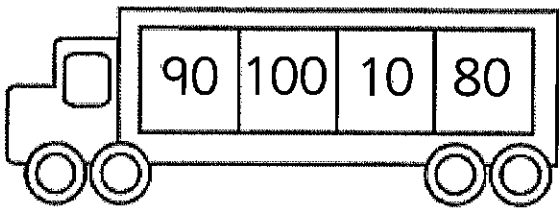
--	--	--	--



--	--	--	--

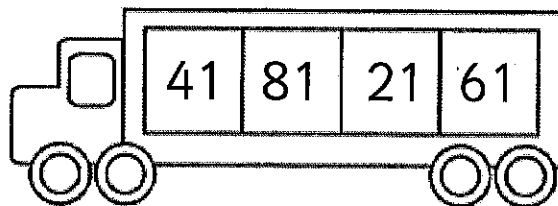


--	--	--	--

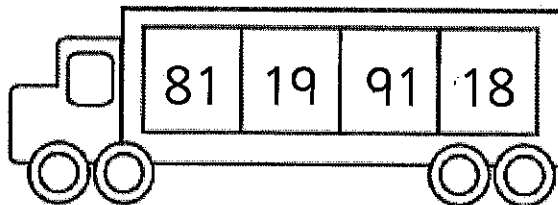


--	--	--	--

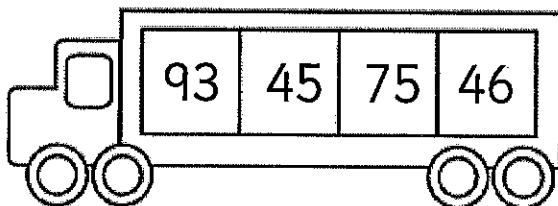
Order these numbers from the **smallest** to the **largest**.



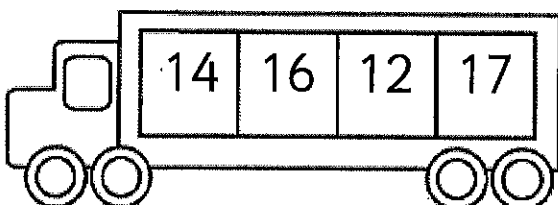
--	--	--	--



--	--	--	--



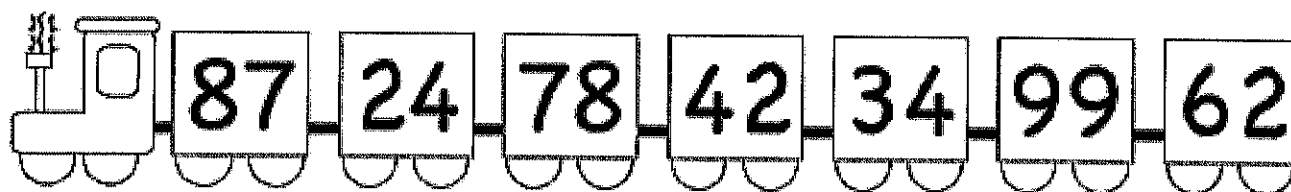
--	--	--	--



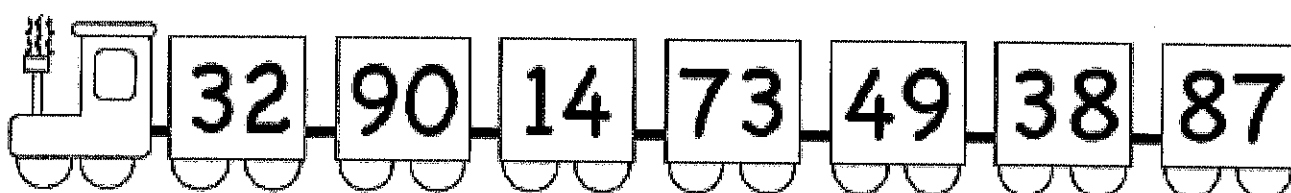
--	--	--	--

Ready to try something more challenging?

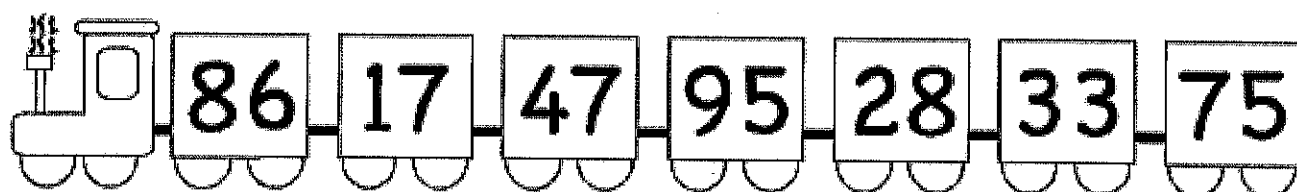
Order these numbers from the **least** to the **greatest**.



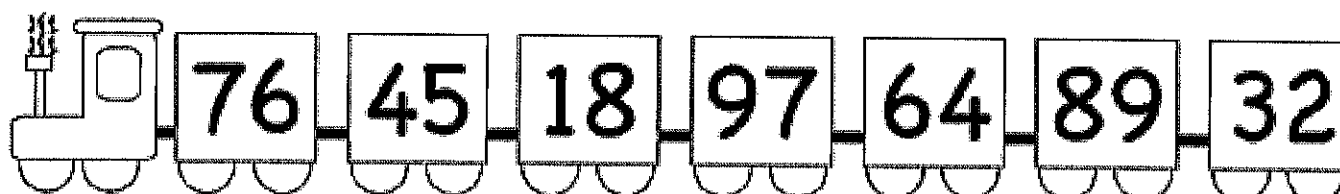
--	--	--	--	--	--	--



--	--	--	--	--	--	--



--	--	--	--	--	--	--




--	--	--	--	--	--	--

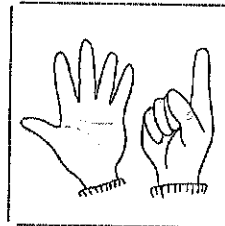




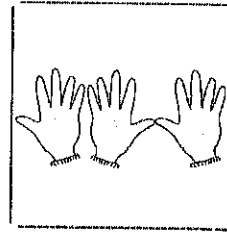
Cut out the different representations of the numbers to 20 and stick them in the correct box.

10 or less

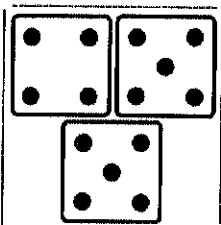

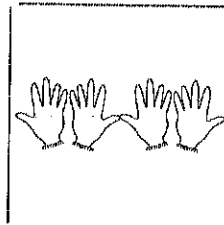


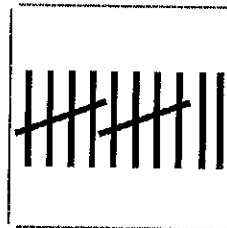

more than 10



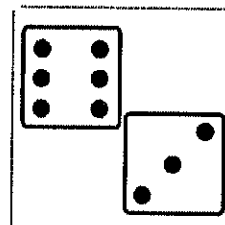
two



nineteen



eight



100 – red

70 – pink

50 – green

40 – grey

