

# St Denys Primary School



## Year 2

**Phonics and Numbers**

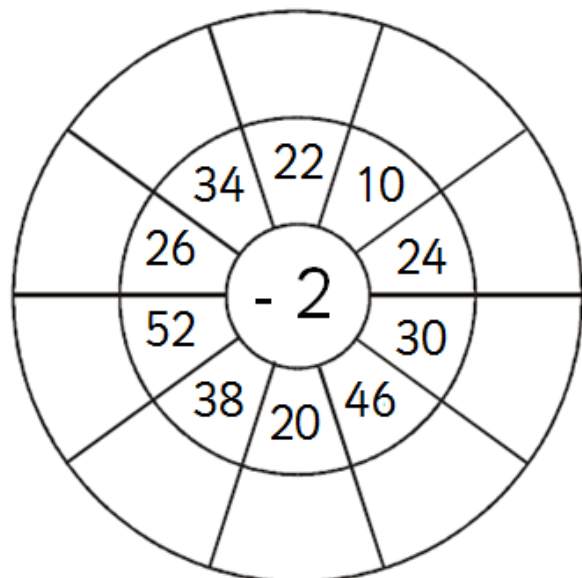
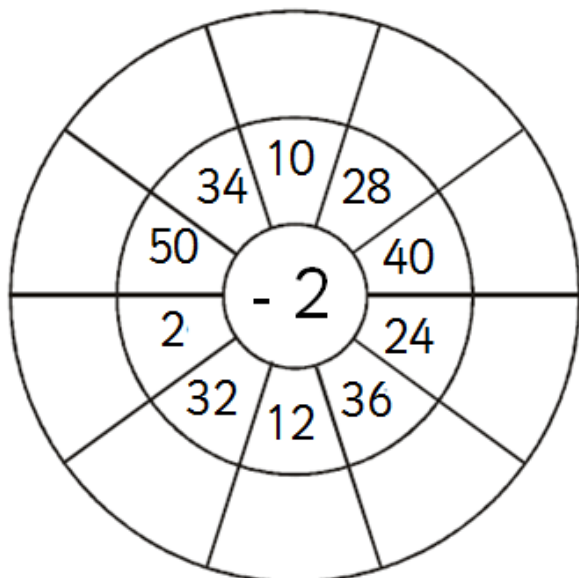
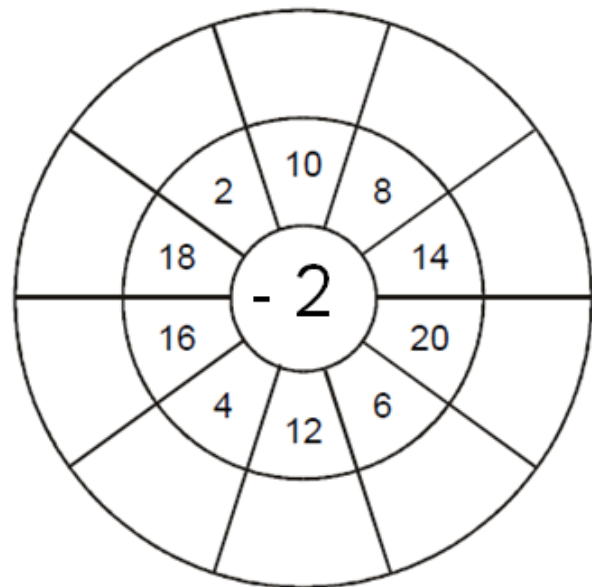
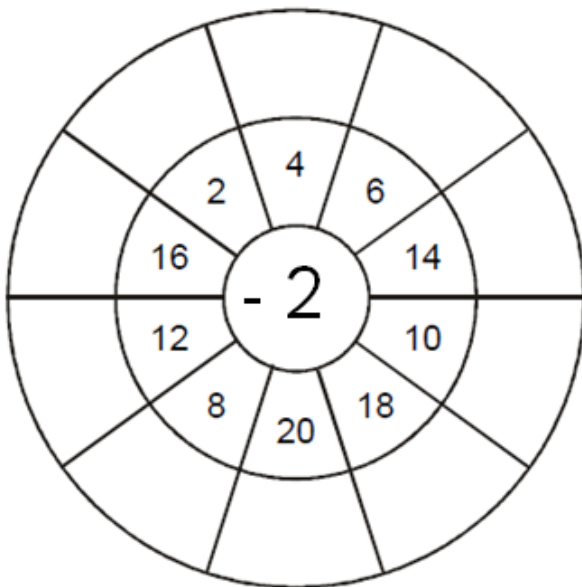
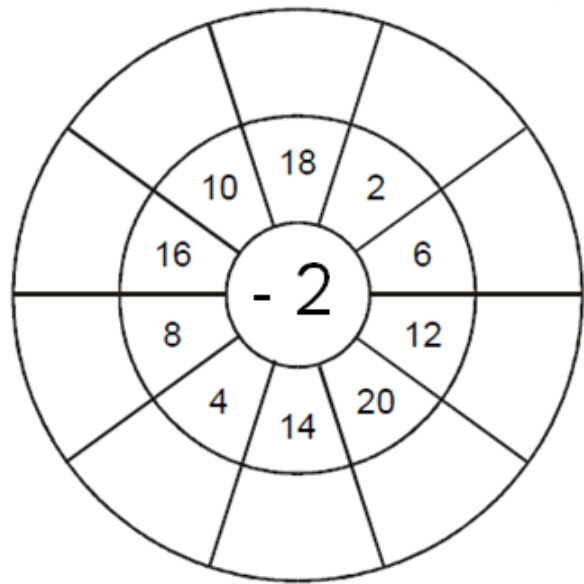
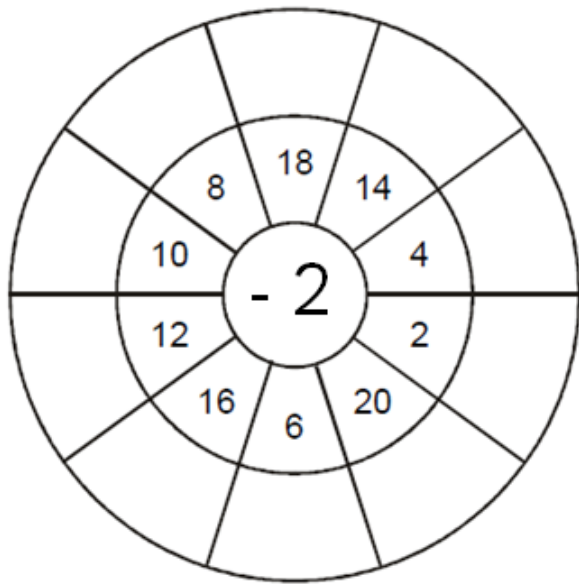
**Week beginning:  
15<sup>th</sup> June 2020**

**Creativity, Choice, Challenge  
Achievement for All**


Spellings	Write	Write	Cover and write	Cover and write
class				
grass				
pass				
plant				
after				
people				
Mr				
Mrs				

# Circle Calculations!

**Subtract 2** from each number and write each answer in the correct box to complete the outer circles.



Use the picture to help you answer the questions. Think about what you know **and** the clues in the picture. Remember what we have done about inference in class.



1. Whose bedroom is this?
2. What can you tell about his interests?
3. How old do you think the boy mouse is? Why?
4. Which fairy tale do you think they might be reading?
5. How long do you think they have been reading for?
6. Do you think they read every night before bed?



\_\_\_\_\_



\_\_\_\_\_



\_\_\_\_\_



\_\_\_\_\_



\_\_\_\_\_



\_\_\_\_\_



\_\_\_\_\_



\_\_\_\_\_



\_\_\_\_\_





bath

bath

bath

bath

bath

path



path

path

path

path

Words that rhyme are words that have the same **sound** at the end.  
Complete the rhyming flowers with words that rhyme with the one  
in the middle. One has been done to help you get started.



Colour the shapes to complete the picture.

Rectangles – blue.

Circles – green.

Triangles – red.

Squares – orange.

Stars – yellow.

Ovals – purple.

