

St Denys Primary School



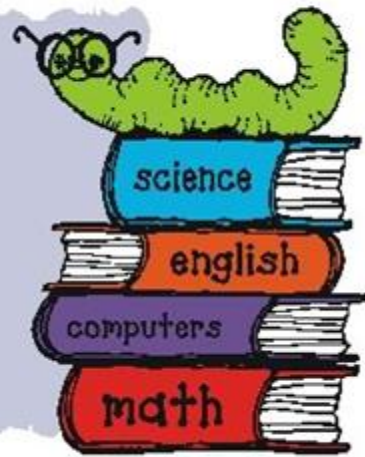
Y2 Home Learning

May 18th 2020



Year 2 - School Closure

Home Learning




Whilst we are not expecting you to replicate school at home, it will be important that you all try to do some learning each school day to keep your skills up.

Each school day you should try to:

- Practice your spellings words. You can use look, cover, write, check as well as having a go at using some of the words in sentences of your own.
- Read for 20 minutes. This could be a story book or a non-fiction book, some poems, a magazine or comic. Being online can count towards your reading each day!
- Spend an hour on different tasks. You can use the things in this booklet and you will also be able to come up with good ideas of activities by thinking about the types of learning we already do in school. Also have a look through our previous Home Learning booklets.

Y2 Common Exception Words

after	class	floor	most	pretty
again	climb	gold	move	prove
any	clothes	grass	Mr	should
bath	could	great	Mrs	steak
beautiful	cold	half	old	sugar
because	door	hold	only	sure
behind	even	hour	parents	told
both	every	improve	pass	water
break	everybody	kind	past	whole
busy	eye	last	path	who
child	fast	many	people	wild
children	father	mind	plant	would
Christmas	find	 money	poor	

was

was

was

was

was

water

water

water


water

water

Spellings	Write	Write	Cover and write	Cover and write
pulled				
pushed				
played				
walked				
talked				
asked				
climbed				
enjoyed				



Write a word with the **ng** digraph in each petal of the flower.



Challenge!

Which words with **ng** complete these sentences?

Trees begin to grow their leaves, plants start to flower and young animals like chicks and lambs are born in the_____.

I saw Mr Schofield carefully _____ up his ladder to get a tennis ball down off the roof.

Find the **adverbs** in the word search.

w	b	i	x	h	h	z	v	d	v	h	i	z	b	u
l	o	u	d	l	y	p	s	i	r	z	i	a	r	e
d	e	v	y	e	v	n	x	u	j	x	q	x	a	w
u	u	j	v	s	a	d	l	y	o	p	c	k	v	l
d	p	e	u	t	d	t	n	l	w	j	h	q	e	d
f	w	w	n	a	s	t	i	l	y	c	a	b	l	z
o	g	i	b	c	b	k	r	u	y	o	p	e	y	k
h	v	g	q	a	g	r	w	s	c	m	p	t	w	n
m	b	u	s	i	l	y	e	s	z	h	i	z	m	e
c	k	v	e	o	e	b	s	z	k	o	l	c	s	a
x	o	l	z	a	s	w	t	p	i	n	y	j	m	t
s	i	l	e	n	t	l	y	q	n	y	w	r	c	l
e	w	e	r	j	x	t	h	k	d	z	l	q	v	y
y	s	o	f	t	l	y	r	g	l	j	d	l	z	e
v	x	a	x	v	s	a	p	d	y	s	h	z	i	w

softly

happily

bravely

loudly

neatly

silently

kindly

busily

sadly

nastily

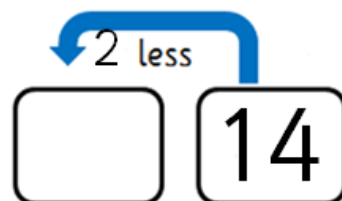
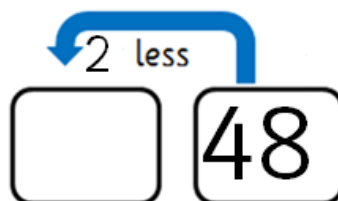
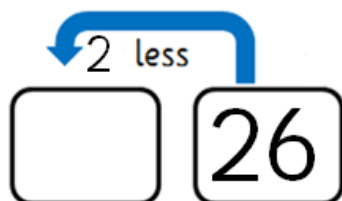
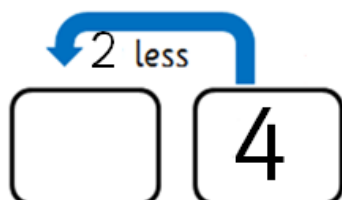
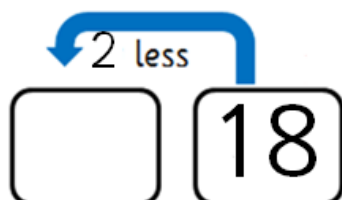
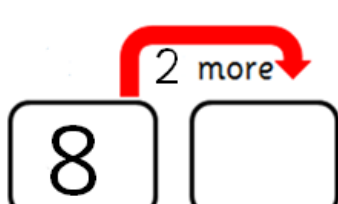
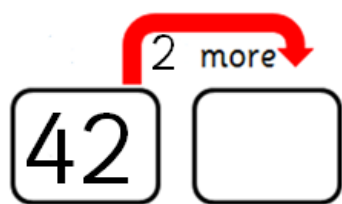
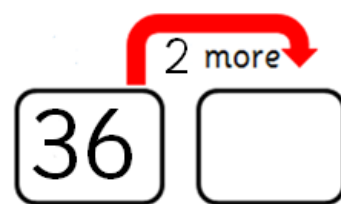
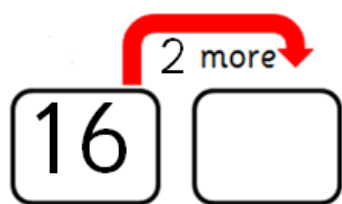
Complete the sentences using adverbs that you found.

On sunny Saturday I _____ helped my Mummy cook a delicious family meal of cheesy pizza with crunchy salad and fluffy jacket potato.

Last Monday morning I was _____ working for over an hour on my exciting reading task from my home learning booklet.

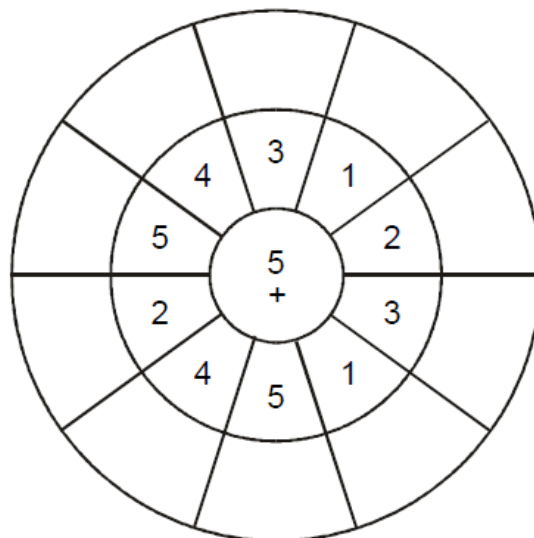
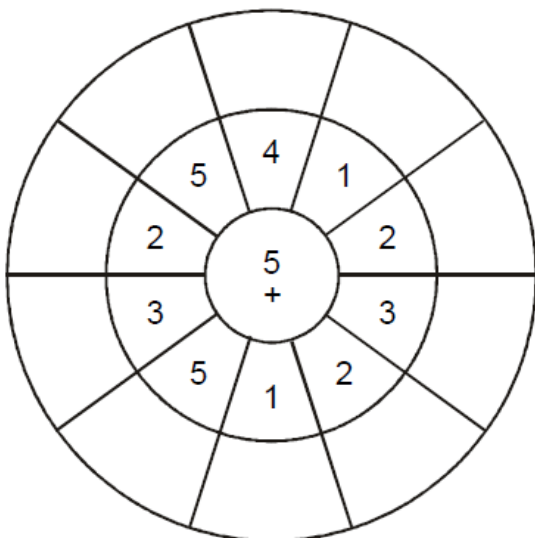
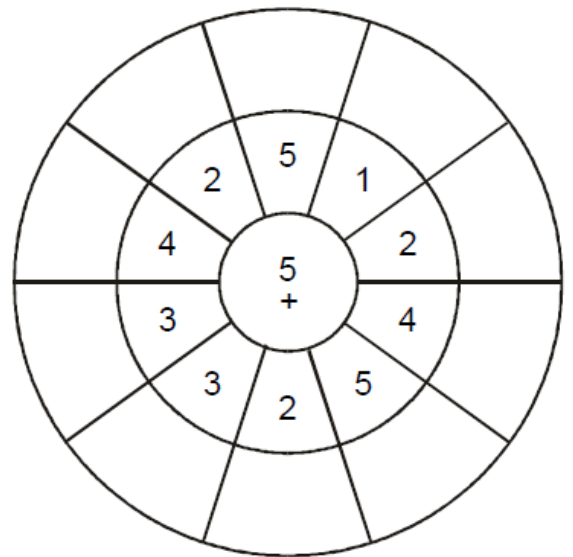
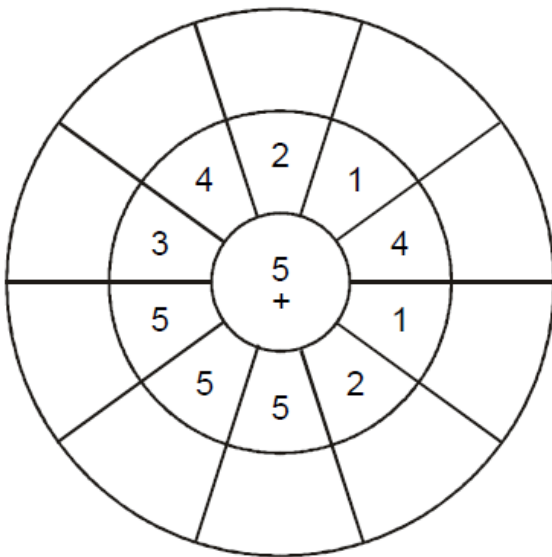
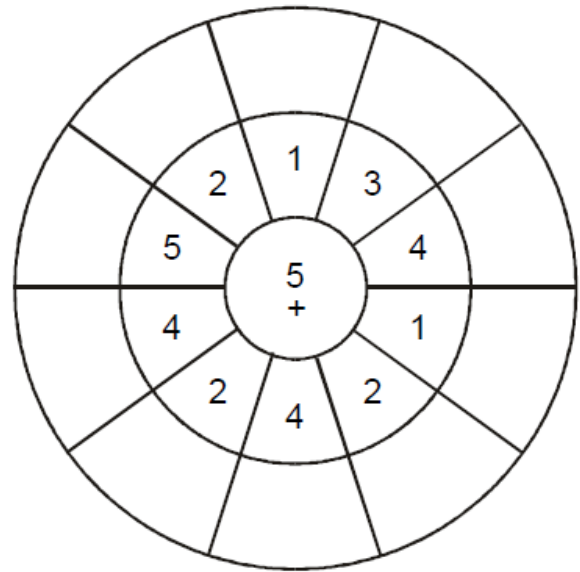
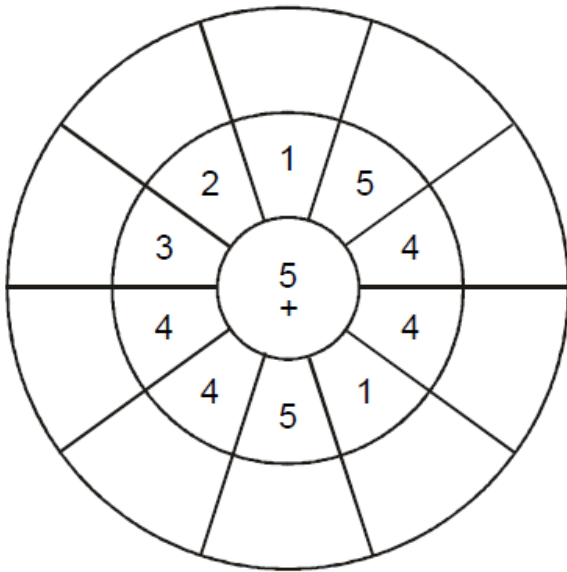
Multiples of **2** end with a 0, 2, 4, 6 or 8. There is a 0, 2, 4, 6 or 8 in the **ones** place.

Complete the boxes counting on or back in 2s.

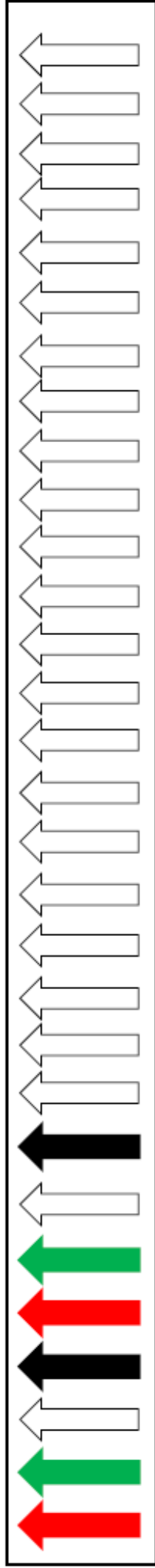
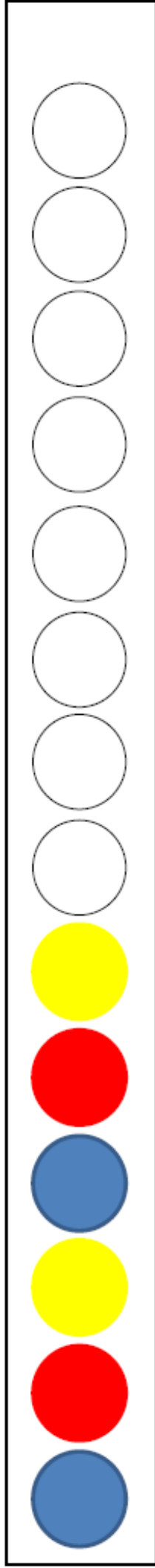


Circle Calculations!

Add 5 to each number and write each answer in the correct box to complete the outer circles.



Last week one of the online Topic sessions was about patterns. Complete these colour, shape and number patterns.





10

5

1

20

10

2

30

15

3

2

↑

10

↑

4

↑

20

↑

10

↑

30

↑

15

↑

6

↑

Make up two patterns of your own!

Read the poem 'A Winter Parcel' and answer the questions.

A Winter Parcel

by Linda Hammond

Today I'm like a parcel,
wrapped up from top to toe,
protected from the icy winds,
the rain, the sleet and snow.

My head has got a hat on,
my neck hides in a scarf,
and on my hands some puppet gloves,
a tiger and giraffe.

My coat is thick and furry,
and does up very high.
And on my feet I've special boots,
to keep me warm and dry.

So though there's little of me
that anyone can see,
This walking, talking parcel is
most definitely ME!



Questions.

1. What are the **three** types of weather in the poem?

- 1. _____
- 2. _____
- 3. _____

2. **my neck hides in a scarf** What does this mean? Tick **one** box.

- | | | | |
|-------------------------------------|--------------------------|------------------------------|--------------------------|
| The child's neck is hurting. | <input type="checkbox"/> | The child's neck is covered. | <input type="checkbox"/> |
| The child is playing hide and seek. | <input type="checkbox"/> | The child's scarf is lost. | <input type="checkbox"/> |

3. What **two** animals does the child wear on her hands?

- 1. _____
- 2. _____

4. **Find** and **copy two** words that show that the coat is warm.

- 1. _____
- 2. _____

5. How is the child in the poem like a parcel?

Use the picture to help you write a story just like we do in class for 'We are Writers'. Use the story starter/ questions to help with ideas if you would like to or use your own idea.



Questions

Where is the person trying to escape Mr. Wolf?

Who is he/she and why are they being chased?

What type of character do you think Mr. Wolf is?

How do you think Mr. Wolf found the person?

Why is he dressed in a suit?

What is it like inside the tree? How is the person feeling?

If you were inside the tree how would you escape?

Story starter!

In the deepest darkest depths of the forest Mr. Wolf waited.

His disguise hadn't worked but that didn't worry him. The boy thought he was safe.

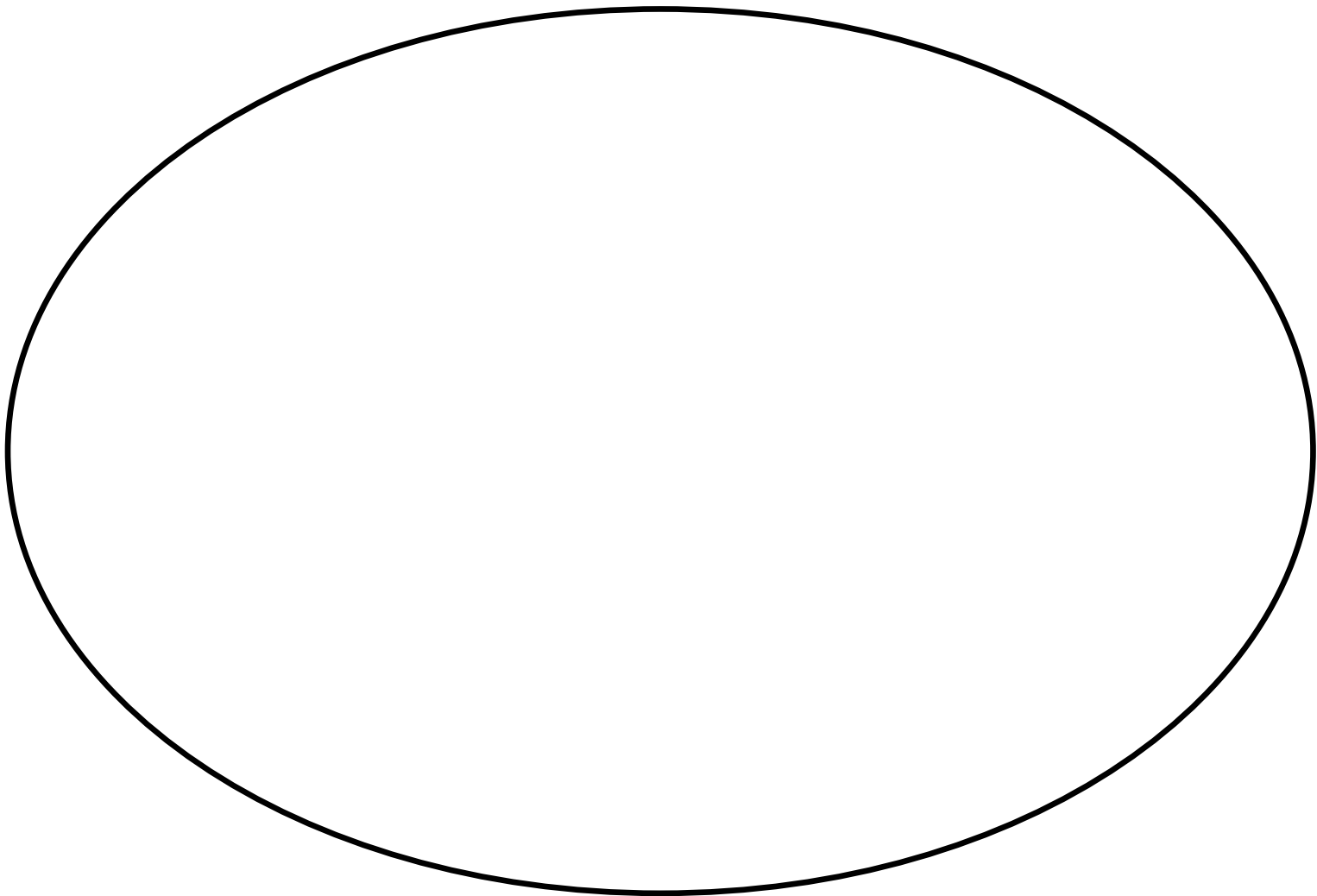
Mr. Wolf didn't think he was. Mr. Wolf knew exactly where he was. He could sense him. He could smell him. He could almost taste him...

This image shows a single sheet of white paper with horizontal ruling lines. The lines are evenly spaced and run across the width of the page. There are no margins, text, or other markings on the paper.

[illegible]

Perfect picture!

Can you draw a detailed picture of the character inside the tree?



Subtraction calculations! Write the number sentence and work them out using your chosen method.

In the school library there are 59 fiction books on the top shelf.

Y6 come in and take out 26 books.




How many fiction books are left on the top shelf?

There are 47 balloons at a VE day street party.

Sadly 20 balloons went pop.

How many balloons are left?



There are 29 glass bottles in the kitchen.

Grandad took 15 out to the recycling box.

How many bottles are left in the kitchen?

Mary has 18 tennis balls.



Sadly she hit 11 over her garden fence.

How many tennis balls does she have left?

Oscar had 76 Pokémon cards.

He gave his little brother 35 cards.



How many Pokémon cards does Oscar have now?

On Monday Mr Davies put 95 exercise books in the school entrance.

Children and their parents collected 33 to use for their home learning.

How many books are left there now?



Who lives here?

Read the poem out loud.

Did you notice that it asks a question in each verse?

Using the poem as a pattern and using your own ideas you are going to create your own 'Who lives here?' poem. You will draw the animals you choose in their homes first.

Fold a piece of plain A4 paper in half and then fold it in half again to create four sections. Draw four of your own animals' homes in the four sections on the paper. Then draw the animal or insect in their home with a speech bubble saying 'This is my home!' Then use your 4 pages to write your own 'Who lives here?' poem using the same pattern as the one below.



Who lives here?

Who lives in the web
Hanging on the garden wall?
'I do' said the spider
'This is my home.'

Who lives in the pond
Sparkling under the sun?
'I do' said the fish
'This is my home.'

Who lives in the nest
Hiding in the old oak tree?
'I do' said the bird
'This is my home.'

Who lives under the stone?
Lying on the damp earth?
'I do' said the beetle
'This is my home.'

Who lives in the house
Standing on the busy street?
'I do' I said 'I live here.'
'This is my home.'

Make your own musical instrument!

What to do

- Look at your collected materials together and explore the different sounds you can make by hitting, scraping, shaking and plucking (wind instruments are much harder than they look!).
- Explore combining materials to make new sounds (*rice in a crisp tube to make a shaker, elastic bands stretched over a box can be plucked, paper, cellophane or a balloon pulled over a jar to make a drum, etc.*)
- You can enjoy keeping the materials fixed in temporary ways to allow for continual rebuilding and design changes or fix more permanently to make an instrument which can be decorated, played with and performed with.

What you need

Recycled packaging (such as boxes, tins, tubes, plastic tubs, paper, paper cups, jar lids, tins, bottle tops, cellophane wrappers).

Things to make shaker filling (e.g. rice, sand)

String, elastic bands, ribbons, balloons

Pencils as beaters



Some ideas!

