

St Denys Primary School



**Rainbow
Home Learning
Week Beginning 27th April**

**Creativity, Choice,
Challenge
Achievement for All**

Dear Rainbow Class,

Here is your “Home Learning booklet” for this week. There are some activities from the Home Learning booklet I sent home last week as well as some new ones to keep you busy.

For **Phonics**, **English** and **Maths**, there are everyday activities. You can choose to do them from the booklet or to visit the School-closure-page-Rainbow and find new learning on there to supporting **Phonics**, **English** and **Maths**, every day.

As a minimum, we would like the children to do these activities every school day whilst at home.

In addition, there are some other activities included. Children could choose one of these tasks each school day and spend up to 40 minutes exploring them.

Don't forget to plan in some Plan-Do-Review time 😊

Have fun!

From the Rainbow team

PS: if there are any questions or you want to show us your work then you can find us on Class Dojo!

Phonics

Every day activities

- Read for at least 10 minutes every day. Practise blending sounds and talking about what is happening in the book.
- Practise phonics phase 2/3 sounds , Tricky words and read sentences.

Focus activities

<p>Go over the letter sounds on your sound mat and see if you know all the actions.</p> <p>Can you make words putting some letter sounds together.</p> <p>ch-o-p sh-i-p b-oo-k l-igh-t</p>	<p>Go over the High F words.</p> <p>Start with Phase 2 and phase 3 if that is easy have a go at Phase 4.</p> <p>(on school-closure-page-rainbow)</p>
<p>Interactive Phonics games</p> <p>Go to Phonicsplay.com</p> <p>Login: march20</p> <p>Passw: home</p> <p>Choose your own Phase 2 / 3 / 4</p>	<p>Look at lots of different types of books and share/talk about what you spotted in the books.</p> <p>(information books/ picture books, Phonics books)</p>
<p>“ I spy with my little eye”</p> <p>Choose an I spy sheet and make a list of the things you can see.</p> <p>Use your phonics sounds to write them out.</p>	<p>Practise blending by reading the phase 2/3 power points.</p> <p>(on school-closure-page-rainbow)</p>

English

Every day activities

- Practise writing a sentence , thinking about the sentence structure.
(capital letter, finger spaces, full stop)
- Practise the cursive handwriting by going over the letter sheet.

Focus activities

Choose your favourite animal and make an information booklet about this animal. Where does it live? What does it look like? What does it eat? How does it survive?	“Mr Wolf’s pancakes” Do some of the sentence writing suggestions that are on the class page about Mr Wolf and his neighbours.
Can you write me an adventure with a beginning, middle and end? The cat went shopping. It took the wrong path and got lost in the forest. A dragon saw the cat and wanted to eat it.....	“Sentence Doctor” Look at the sentence and make it better! Are the full stop, capital letters and finger spaces in the right place?
Write a list of things you: love to do, to eat, to play, to make or write your own time table of the day.	Write silly sentences! The Hippo jumped into the birthday cake!

Maths

Every day activities

- Practise making all the different ways of a number, using a part-part-whole template. (see sheet attached)
- Practise number bonds up to 10.
(1+9, 2+8, 3+7, 4+6, 5+5, 6+4, 7+3, 8+2, 9+1)
- Practise counting in 2's 5's and 10's.

Focus activities

Counting jobs: Make a list of something you want to count and write it down, using a tally chart or write the number. (how many pots and pans, books, cuddly toys, pens ect	Roll a dice and write the number down. Roll it again to get another number. Can you add both of the numbers together? Can you write it as a number sentence? Can you roll it 3 times and add the numbers together?
Create a shape picture. Look for small objects in your house that are 2d shapes – eg circles, squares etc. Use these to draw around to create your very own shape picture.	Go to the Cbeebies website and have a go at: “add up with the Numberblocks” (Lots of different maths activities on Cbeebies)
Numberblocks jobs: Make a Wonderful world of ... sheet and put all the info of that number on. (write / make 4, square, 4 things,)	Set up your own little play shop at home. Eg, with toys. Write tags to display how much each item costs. Ask your grown up to ‘buy’ some things from your shop. How much do all the items cost?

Other ideas

<p>Can you come up with a building idea, draw the structure and try and build it!</p> <p>(racing track, bridge, tower, castle, vehicle,</p>	<p>Can you keep a Spring diary?</p> <p>What is happening to the trees and plants outside?</p> <p>What is the weather like?</p> <p>Maybe you can grow something?</p>
<p>Can you create a piece of artwork?</p> <p>Perhaps a collage, a painting, a model or a drawing of your favourite things?</p>	<p>Create a landscape</p> <p>Using natural objects from your garden or craft materials.</p> <p>(forest, mountains, dessert, meadow, cliffs, magical land..)</p>
<p>Make your own Puppet Show</p> <p>Come up with a story and characters.</p> <p>Use lolly sticks cut out your own characters, use a cereal box as the stage or use your own toys to act out a story!</p>	<p>Set up a treasure hunt.</p> <p>Hide something in your house and write out a treasure hunt, with arrows, cards with clues or draw a map to follow.....</p>
<p>Play board games or make puzzles!</p> <p>Children can practise counting, number recognition, moving forward, backwards, taking turns</p>	

Phonics:

Phase 2 sounds

Write a list of all the things you can spy.

I spy with my little eye



Phase 3 sounds

Write a list of all the things you can spy.

I spy with my little eye



English:

Sentence writing.

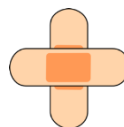
The Sentence doctor



Full stop

Words

Finger spaces



Capital letters Aa Bb Cc

Make sure that every time you write a sentence you think about “the Sentence Doctor”.

Does your sentence start with a capital letter?

Are you using your finger spaces?

Have you written down all the sounds you can hear?

Have you put a full stop at the end of your sentence?

For example:

.in isThe dog park

(The dog is in the park.)

Have fun making the sentence better!

1. are. plantingWe seeds
2. It . big is a job
3. went .farm to the I
4. carpet are on the We sitting.
5. chicks ?have Where the gone
6. as. as fast you can Run
7. very. is good climbing He at
8. class room have. We a nice
9. a is . It wonderful day
10. bright sunThe isshining.

English: "Mr Wolf's pancakes" sentence writing



Can you write some sentences, using these pictures?

Mr Wolf is upset because

The Gingerbread man is rude because

.....



English: "Mr Wolf's pancakes" sentence writing

Can you write some sentences and describe what you see in this picture?



English: "Mr Wolf's pancakes" sentence writing

What does Mr Wolf
do before he goes
to the shops?



Maths:

The wonderful world of all the numbers

Ten Frame

Ten Frame

Ten Frame

Ten Frame

Ten Frame

Ten Frame

Ten Frame

Ten Frame

Ten Frame

Ten Frame

Maths:

The wonderful world of 1 to 10

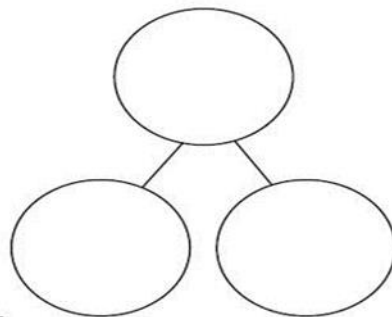
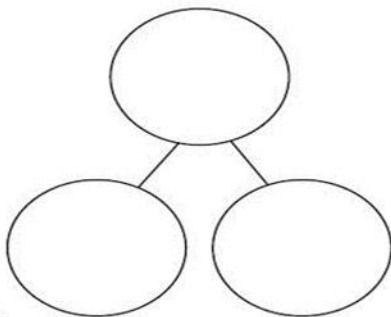
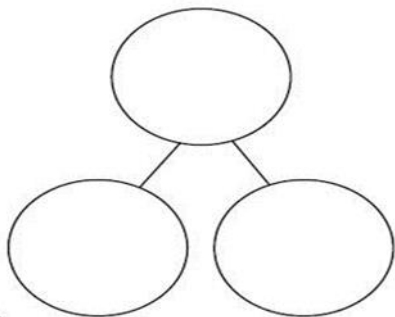
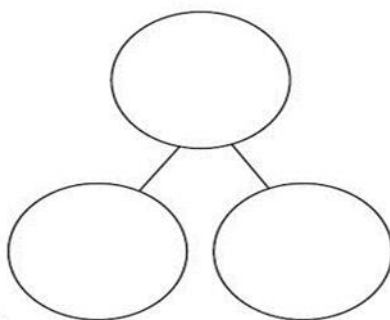
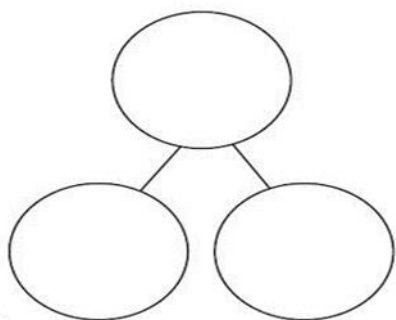


Maths:

The wonderful world of 8

Ten Frame

Ten Frame



$$1 + 7 = 8$$

$$2 + 6 = 8$$

$$3 + 5 = 8$$

$$4 + 4 = 8$$

$$0 + 8 = 8$$

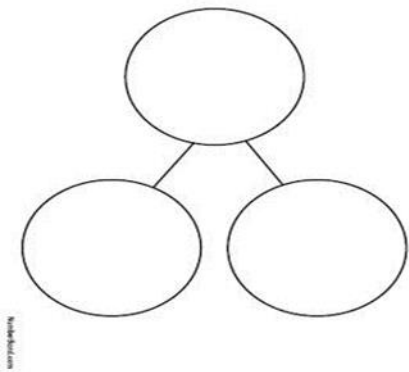
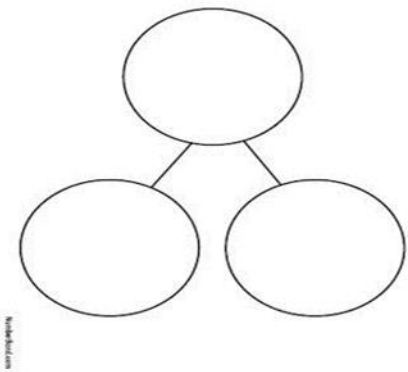
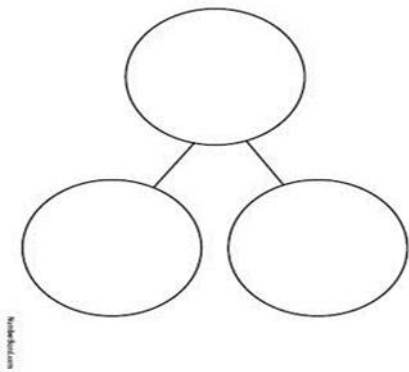
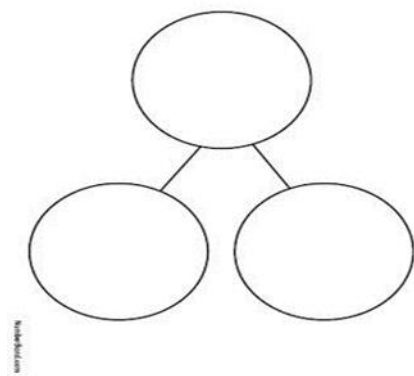
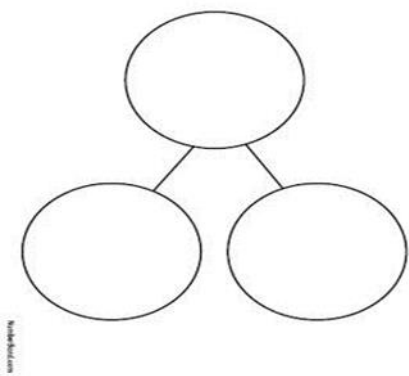
$$1 + 1 + 1 + 1 + 1 + 1 + 1 + 1 = 8$$

Maths:

The wonderful world of 9

Ten Frame

Ten Frame



1 + 8 =9

2 + 7 =9

3 + 6 = 7

4 + 5 =7

0 + 9 = 9

1 + 1 + 1 + 1 + 1 + 1 + 1 + 1 + 1 = 9

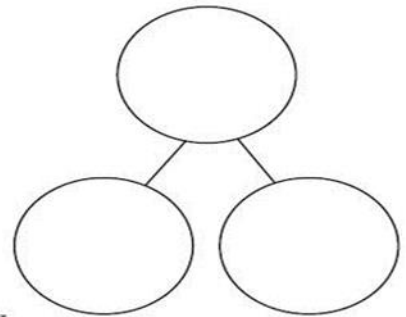
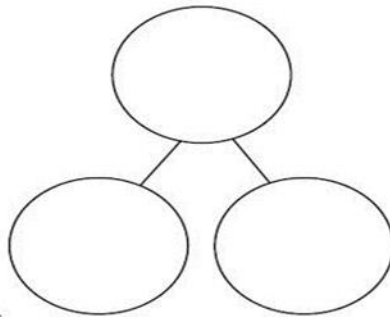
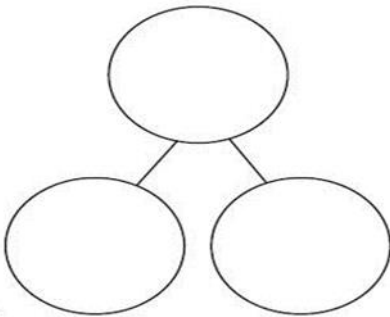
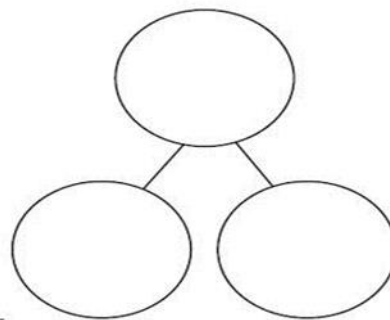
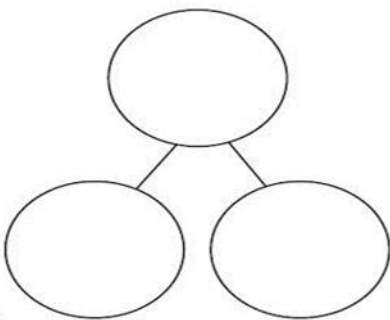
Maths:

Maths:

The wonderful world of 10

Ten Frame

Ten Frame



$$1 + 9 = 10$$

$$2 + 8 = 10$$

$$3 + 7 = 10$$

$$4 + 6 = 10$$

$$5 + 5 = 10$$

$$0 + 10 = 10$$

$$1 + 1 + 1 + 1 + 1 + 1 + 1 + 1 + 1 + 1 = 10$$

Handwriting:

a b c d e f

g h i j k l

m n o p q

r s t u v w

x y z

